

M-NEWS

Climbing the Peaks of Success and Exploring the Valleys of Opportunity

Montana Business Education Association Newsletter

Spring 2009

INSIDE THIS ISSUE

Montana BPA 2008-2009 State Officer Team	2
Montana DECA 2008-2009 Student Board of Directors	2
Are You Eligible for an Update Registration Discount	2
MBEA Update/Montana EdTech Summit Schedule	3
Update/Montana EdTech Summit Keynote	3
MBEA's 2009 Officers	3
MBEA Summer Update/Montana EdTech Summit Workshop Descriptions	4
On Your Mark, Get Packed, Go	6
MBEA/Montana ACTE/ACTE Membership Form	6
Visit the New MBEA Website	8
Visit the Montana ACTE Website	8
Newsletter Submission Deadlines	8
Montana BPA's Future is Never a Mystery	8
2010 WBEA Goes to Reno	8
WBEA 2010 Professional Improvement Scholarship	9
NBEA Membership Form	9
WBEA Professional Improvement Scholarship Application	10
Call for WBEA Conference Presenters	12
Call for WBEA Hands-On Computer Workshop Presenters	13
Center Stage—Business Education, WBEA 2010 Conference	14

MBEA TO UPDATE WITH MSUGF-COT

Please consider attending the professional development opportunities in Great Falls the week of June 6-10.

Once again MBEA we will be collaborating with the Great Falls COT for the Montana Institute on Educational Technology.

Formally MIET, the MT EdTech Summit is now partnering with OPI. This is a wonderful opportunity to learn about technology and computer software that will enhance your classroom, listen to a keynote speaker and network with others.

Some of the sessions offered this year include:

- SMART board Basics and Beyond
- Microsoft Office 07
- Web Design with Dreamweaver CS4 or NVU
- Video Editing & Movie Producing
- Adobe Illustrator, Photoshop, & InDesign
- Clickers
- Google and Google Earth
- Troubleshooting and Maintenance
- Vista
- Internet Safety
- Quickbooks 2009
- e-portfolios

The cost of the seminar is \$150.00 for the week or

\$35.00 per day. This fee includes lunch. The registration process will be handled by the MT EdTech Summit and MSU-Great Falls College of Technology.

As an MBEA/ACTE member we are offering a discount of 30.00 to the first 25 members who sign up.

You may reach the schedule and or form at outreach.msugf.edu/MIET/ after April 15.

If you attend the entire week and complete an assignment you will be eligible to receive two (2) graduate credits

SEE HAPPENINGS, PAGE 2



EARN THREE GRADUATE CREDITS IN ONE WEEK

ENROLL IN THE ULTIMATE BUSINESS ADVENTURE Teaching Business in Middle & High School

June 15-19, 2009

The University of Montana—Missoula
On-Campus Housing Available—\$17/night



Join beginning and experienced middle and high school business teachers in learning innovative ideas and activities for teaching general business courses.

Topics covered in this short one-week course are accounting, keyboarding, easy 3-D programming & more.

Register online at www.umn.edu for C&I 585, CRN 51267. For more information contact Dr. Sandra Williams at sandra.williams@mso.umn.edu or 406-243.4073, or Dr. Dennis LaBonty at dlabonty@polson.k12.mt.us.

MONTANA BUSINESS PROFESSIONALS OF AMERICA 2008-2009 STATE OFFICER TEAM

President

Lane Nordlund, Fergus

Vice President

Caitlin Zimmerman, Shields Valley

Secretary

Kathryn Huether, Absarokee

Membership Director

Scarlet Ford, Lavina

Public Relations Director

Josey Carter, Denton

Communications Director

Chelsea Smith-West, White Sulphur Springs



Today's Students.

Tomorrow's business professionals.

MONTANA DECA 2008-2009 STUDENT BOARD OF DIRECTORS

President

Jordan Eslick
Capital High School

Vice President

John Stiles
Bozeman High School

Administrative Director

Justin Mueller
Sentinel High School

Membership Director

Marci Kolar
Belt High School

Public Relations Director

Kevin Grover
Sentinel High School

Communications Director

Cody Fiske
Capital High School



An Association of Marketing Students

ARE YOU ELIGIBLE FOR AN UPDATE REGISTRATION DISCOUNT

The following Montana Business Educators are members of both MBEA and Montana ACTE; therefore, if your name is listed, you are eligible to receive a \$30 reduced registration fee for the MT EdTech Summit.

- ◆ Della Anderson
- ◆ Jeremy Anderson
- ◆ Chere' Anderson
- ◆ Scott Anderson
- ◆ Sherry Aschim
- ◆ Tara Barnes
- ◆ Molly Barta
- ◆ Mary Alice Barthel
- ◆ Jean Becker
- ◆ Grady Bennett
- ◆ Janell Berry
- ◆ Mark Branger
- ◆ Jacqueline Bymaster
- ◆ Arlinda Carlson
- ◆ Darlene Chamberlin
- ◆ Melinda Cheff
- ◆ Linda Cotton
- ◆ Docktor Smithe
- ◆ Ryen Falkenstern
- ◆ Diana Fiedler

- ◆ Michelle Foss
- ◆ Nancy Francis
- ◆ Kathleen Goosen
- ◆ Deani Goyette
- ◆ Cheryl Graham
- ◆ Dana Grupenhoff
- ◆ Ron Hanson
- ◆ Fred Herceg
- ◆ Brian Hoover
- ◆ Cindy Jones
- ◆ Charline Lawrence
- ◆ Sarah Layng
- ◆ Lisa Legare
- ◆ Janie McFarland
- ◆ Penny McWilliams
- ◆ Zack Medina
- ◆ Bradley Mehr
- ◆ Cassandra Mix
- ◆ Shelby Moody
- ◆ Juanita Moore
- ◆ Josh Munro
- ◆ Laureen Murphree
- ◆ Theresa Norman
- ◆ Sharol O'Brien
- ◆ Julie O'Dell
- ◆ Erin O'Neil
- ◆ Jill Page
- ◆ Lisa Parker
- ◆ Julie Paschke

- ◆ David Perius
- ◆ Kathy Ramage
- ◆ Marie Rauch
- ◆ Mitzi Richards
- ◆ LeeAnn Riley
- ◆ Jennifer Rohrer
- ◆ Jose Rumsey
- ◆ Jeremiah Sattazahn
- ◆ Nicole Schultz
- ◆ Lola Smith
- ◆ Joette Speake
- ◆ Hope Speakthunder
- ◆ Lindy Stoltz
- ◆ Jodi Stugelmeyer
- ◆ Eric Swenson
- ◆ Deb Taylor
- ◆ Jeff Thompson
- ◆ Diane Torgerson
- ◆ Teresa Turner
- ◆ Cheryl Udelhoven
- ◆ Shannon Van Voast
- ◆ Theresa Waite
- ◆ DeAnne Weeks
- ◆ Tina Wheeler
- ◆ Lanny Wilke
- ◆ Sandra Williams
- ◆ Michelle Wock
- ◆ Regina Wood

CONTINUED FROM PAGE 1

HAPPENINGS: BACK FROM CD'A & PLANNING FOR BILLINGS

through MSU-Bozeman.

When it becomes available a brochure will be mailed out.

The WBEA meeting was held in Coeur d'Alene, Idaho from February 12-14, 2009. Many Montana members attended the conference.

The computer workshops included Adobe After Effects, Flash and Dreamweaver.

Other sessions consisted of Identity Fraud, Economic summits, cell-phone etiquette and Family Economics and Financial Education.

MBEA member Eric Swenson received awards during the WBEA Awards Banquet. First, he was recognized as one of



WBEA's Membership Directors who either met or exceeded NBEA's membership goal for 2008. Thank you Eric and thank you to Montana's NBEA members for your continuing professional commitment.

Second, Eric received one of three newsletter awards for the work he and his Denton BPA chapter do in editing and producing our MBEA newsletter.

The fall conference will be held October 14-16, 2009 in Billings at the Crown Plaza.

Please plan to attend.

For more updates please check the website www.montanaacte.org as we get closer to the date.

Scott Anderson of Baker High School is maintaining MBEA's website at <http://www.mbea.info>.

Please refer to it for more information regarding 2008's award winners, copies of the newsletter, and links to WBEA and NBEA's websites.

Enjoy the rest of the school year. I look forward to seeing you at the summer update.

Jenny Rohrer
MBEA President
Simms High School

MBEA UPDATE/MONTANA EdTECH SUMMIT SCHEDULE

For the second year in a row, the MBEA Summer Update will be held in conjunction with Montana State University-Great Falls COT's week-long summer educational technology outreach program.

Formerly known as the Montana Institute on Educational Technology, the Montana EdTech Summit will run from Monday, June 8 through Friday, June 12.

You are welcome to attended the sessions of your interest throughout the week or the entire week.

Those who attend the full five days can earn two (2) graduate credits from Montana State University.

Monday, June 8

7-7:55 am

Registration

8-9:15 am

Opening / Welcome

9:30-11:55 am

Keynote: Kevin Honeycutt
"Trends, Tactics, and Tools for 21st Century Learning"

12-12:55 pm

Lunch [free]

1-4 pm

Keynote Breakout Session

Tuesday, June 9

7-7:55 am

Registration

8-11:55 am

Concurrent OPI Sessions

12-12:55 pm

Lunch [free]

1-4:55 pm

Concurrent OPI Sessions

6:30-8:30 pm

Concurrent Sessions

Wednesday, June 10

7-7:55 am

Registration

8-11:55 am

Concurrent Sessions

12-12:55 pm

Lunch [free]

1-4:55 pm

Concurrent Sessions

5-6 pm

Meet and Greet Dinner/
Vendor Expo [free]

6:30-8:30pm

Concurrent Sessions

Thursday, June 11

7-7:55 am

Registration

8-11:55 am

Concurrent Sessions

12-12:55 pm

Lunch with Vendor Sponsor
[free]

1-4:55 pm

Concurrent Sessions

6:30-8:30 pm

Concurrent Sessions

Friday, June 12

7-7:55 am

Registration

8-11:55 am

Concurrent Sessions

12-12:30 pm

Closing Session

Registration details can be found at outreach.msugf.edu/MIET/.

If you have any questions, you can contact Jenny Rohrer at jrohrer@srvs.k12.mt.us.

MBEA's 2009 OFFICERS

PRESIDENT

Jennifer Rohrer
Simms High School
PO Box 380
Simms, MT 59477
jrohrer@srvs.k12.mt.us

PRESIDENT ELECT

Dana Grupenhoff
Noxon High School
300 Noxon Avenue
Noxon, MT 59853
lovemypaintmare@gmail.com

VICE PRESIDENT

Regina Wood
Park High School
102 View Vista Drive
Livingston, MT 59047
rswood@livingston.k12.mt.us

SECRETARY

Stephanie Thennis
Helena High School
1300 Billings Avenue
Helena, MT 59601
slthennis@helena.k12.mt.us

TREASURER

Michelle Foss
Libby High School
150 Education Way
Libby, MT 59923
fossm@libby.k12.mt.us

MEMBERSHIP DIRECTOR

Eric Swenson
PO Box 31
Denton, MT 59430
rockingebars@hotmail.com

PAST PRESIDENT/ AWARDS DIRECTOR

Janie McFarland
Conrad High School
215 South Maryland
Conrad, MT 59425
janiehmcfarland@yahoo.com

EX-OFFICIO

Vacant
Business & Marketing
Education Specialist
Office of Public Instruction
PO Box 202501
Helena, MT 59620-2501

UPDATE/MONTANA EdTECH SUMMIT KEYNOTE

Kevin Honeycutt will provide the keynote presentation to begin the 2009 MBEA Summer Update/Montana EdTech Summit Monday morning, June 8.

Kevin spent 13 years teaching art in the classroom and working with kids to help them plan for the future.

A few years ago, he left the classroom for a chance to work at ESSDACK, Educational Services & Staff Development Association of Central Kansas, an educational service center



that allows him to research and develop programs that can help educators and learners.

"This is an exciting time to be alive and my passion is to help teachers get comfortable with the technology tools their kids need for success in the future. I travel everywhere trying to open new doors and develop new "pockets of possibility".

One of my other passions is educating kids, parents and

teachers on the issues of bullying, cyber-bullying and online safety.

Today's parents are up against it with all of the new realities in kids' worlds. I have the honor of having a career that permits me the time to research online issues and to share what I learn with people *"...I like to bring my personal life experience and a sense of humor to the mission of helping prepare 21st century learners!"*

Mr. Honeycutt will also be conducting a workshop Monday afternoon entitled "Kevin's Easy and Fun Technology Toolbox".

MBEA SUMMER UPDATE/MONTANA EdTECH SUMMIT WORKSHOP DESCRIPTIONS

Acrobat for Educators – Wed., 8:00 – 11:55 am

Go beyond the Reader. Come play with Acrobat's advanced functions of editing .pdfs, collaborative editing, using stamps, harvesting web pages, creating fillable forms from Word documents and creating hyperlinks. We will also see how to use Acrobat Connect now to share your desktop with students.

Activexpression: The World's First Learner-Response Device with Full Sentence and Character Texting – Vendor presentation / Wednesday, Noon – 12:55pm (Haddock)

There's nothing more satisfying than seeing your class really engage in lessons. And with Promethean's world-class tools for learning, you can watch them grow as individuals as well as students. Thanks to the wealth of resources at your fingertips, every child has the opportunity to connect with the wider world around them.

Adobe Captivate – Thurs., 6:30 – 8:30 pm

This hands-on class will teach you how to rapidly create powerful and engaging simulations, scenario-based training, and robust quizzes without programming knowledge or multimedia skills.

Be a Mini-Movie Producer – Wed., 8:00 am – 4:55pm (all day)

Learn the basics of creating your own impressive mini-movies for use in the classroom using the classroom-friendly Flip Video cameras. This class will cover the basics of digital video and how to use some free, but powerful, tools as you shoot and edit your own short movie!

Beginning Access 2007 – Wed., 8:00 – 11:55 am

Learn the basics of creating and maintaining a database. Participants will create a basic database and learn how to retrieve and organize information from the database through the use of forms, queries, and reports. This course is for those with intermediate to advanced computer skills.

Best FREE Software – Tues., 6:30 – 8:30 pm

This workshop will take a look at some of the cool, FREE software available to educators!

Beyond Sight: Technology for Visually Impaired Learners – Tues., (off-site) 1:00 – 4:55 pm

Technology is a tool to unlock learning and to expand horizons. It occupies a special place in the education of visually impaired students. Appropriate technology can be a great equalizer, providing the visually impaired opportunities be the "same but different." Beyond Sight will offer Institute and Summit attendees an eyes-on/hands-on option for technological discovery regarding Braille, information storage and retrieval, enhanced learning, the expanded core curriculum, and other tools used to support the education, communication, and independence

of visually impaired learners throughout the state. Montana School for the Deaf and Blind VI education and outreach staff, in conjunction with personnel from the Great Falls Blind and Low Vision Services, will assist participants on their journey through this technological open house on the MSDB campus.

Beyond SMART Boards – Vendor presentation / Wednesday, 1:00 – 4:55 pm (AV Center)

This workshop will discuss other products that SMART Technologies has to offer and how to integrate these them into a complete system for the classroom. We will also talk about the new Notebook 10 Software and some of its features. There will be a Samsung representative available to talk about a Samsung Document Camera and how to integrate it into a SMART System and possibly a Sanyo representative to talk about Sanyo Projectors integrated into a system.

Brainchild – Vendor presentation (Western Ed), Wednesday, 12:00 – 12:55 pm

Brainchild, used largely in grades 3-12, has two components which can be used separately or together. One is the "Study Buddy" that uses cartridges containing 25 lessons and 1,000 question items plus multimedia and self-paced feedback that gives unlimited instruction and guidance that is good for self-paced study and assistive technology. The other side of Brainchild is the computer-based software which is simple to use. The MontCAS Achiever automates formative assessment so each student understands every objective to master or close the gaps. Every MontCAS objective is assessed and benchmark tests can be administered district-wide on specified standards and dates. Brainchild is a fun and engaging program for students – Come see and try it!

Clay Animation – Tues., 1:00 – 4:55 pm

This class will offer an alternative assessment technique that promotes content retention by utilizing hands-on materials. You will learn how to use digital cameras and clay to create movies from still photos with the use of Windows Movie Maker. In addition, I will demonstrate how to use Open Source photo editing software to help alleviate computer memory storage problems. By the end of the class, you will have a finished clay animation product that will impress your peers and small enough memory wise to email it to them. **Please bring your laptop, a USB/Flash drive and a digital camera to this class!**

Clickers – Fri., 8:00 – 11:55 am

Clickers are a great way to integrate technology and increase student achievement. Students are actively engaged and can participate without the



fear of answering incorrectly. This real-time practice improves retrieval, has instantaneous feedback, focuses student attention and provides repetition necessary for long-term retention. Tired of correcting? Let CPS do it for you. CPS presents instruction and assessments in a fun and exciting way while saving teachers from the burden of paperwork.

Clickers Overview – Wed., 6:30 – 8:30 pm

Learn how to create engaging assessments for use in the classroom using interactive clickers. Form quick oral questions to more in-depth testing, you will use the Classroom Performance System (CPS) to create and give assessments that can be used to measure understanding before, during and after lessons.

Cool Utilities for Teachers – Wed., 8:00 – 11:55 am

Come see what's free to use in the classroom. Create quick online quizzes, record your lessons to post to a webpage for student review from home, or make a quick video on the topic for the day. Don't have money for Photoshop, Camtasia, art software, or Captivate? Check out some freebies that have many of the same features.

Digital Imaging 101 – Thurs., 1:00 – 4:55 pm

Learn the basics of digital imaging including the basics of how to get your pictures from a scanner or digital camera and how to decide what picture format will best suit your project. We will also explore different ways to work with and manipulate photos using some great free software.

Digital Storytelling – Thurs., 6:30 – 8:30 pm

Learn how to use the free program Photo Story to create a video narrative using your own still photos and adding your own music creation. See how easy it is to make a digital yearbook, graduation photo slide show, student projects, and quick videos of fieldtrips or illustrate concepts to post to a webpage. Storyboard handouts will be provided as well as a CD with the software. Participants should understand folder management and may want to bring photos and PowerPoint projects to use in their digital stories.

Document Cameras for Elementary Schools – Thurs., 8:00 – 11:55 am

In this class students will learn the general operation of Document Cameras and their uses in Elementary classrooms. Students will learn how to connect and set up the cameras and how to use the remote to optimize its use. They will learn to make, save, and retrieve storage files, capture pictures and video using the camera, create video books using Photo Story 3, and how to use the camera to set up an electronic

SEE DESCRIPTONS, PAGE 5

CONTINUED FROM PAGE 4

DESCRIPTIONS: SOMETHING FOR EVERYONE & EVERY LEVEL

portfolio for their students. All participants should bring a Harcourt Teachers Manual, a list of their students, and a flash drive to store their work.

Dreamweaver CS4 – Wed., 8:00 – 11:55 am

This class will give you basic concepts and tools to begin or advance your classroom website using Adobe Dreamweaver. From brainstorming, theory and graphics to navigation, you'll build the skills to design a user-friendly site. You'll get hands-on experience in this class by developing a website of your own. You can also take this knowledge back to the classroom and get your students started on creating their own classroom website.

Effective Educational Uses of Video Conferencing and Video Field Trips – Tues., 8:00 – 11:55 am

We will provide instruction and practice doing for effective Video Conferencing. Participants will: experience a live video field trip, discuss current content available via video conferencing in Montana and around the country, learn how to create an effective presentation for conferencing and experience hands on practice with current video conferencing technology.

English Class Goes Techno – Thurs., 8:00 – 11:55 am

Come play with technology tools that are perfect for the secondary communications arts classroom. Some of the resources will include Turnitin.com for anti-plagiarism and peer review, Wordle for vocabulary development, Word 2007 for citations on research papers, grade-level checking and online for literature discussions.

E-Portfolios the Easy Way – Fri., 8:00 – 11:55 am

Electronic portfolios are the wave of the future with students earning scholarships and getting hired based upon the depth and glitz of their electronic briefcase. Come learn how to use a PowerPoint show as a shell for a dynamic, interactive showcase of talent. We will use movies and .pdfs as well as linking technology to put a complete sample portfolio together. Teachers will create their own portfolio, so bring your resume, your pictures or anything else that would highlight your talents. Alternatively, teachers will create a template portfolio for their students.

E-Portfolios Made Easy – Tues., 8:00 – 11:55 am

Electronic portfolios are the wave of the future with students earning scholarships and getting hired based upon the depth and glitz of their electronic briefcase. Come learn how to use a PowerPoint show or a basic webpage as a shell for a dynamic, interactive showcase of talent. We


will use movies and .pdfs as well as linking technology to put a complete sample portfolio together. Teachers themselves could create their own portfolio, so bring your resume, your pictures or anything else that would highlight your talents. Samples will be provided if you don't have any of your own. This class will deal mostly with the technical side of creating an e-portfolio only and not as much with philosophy or content discussions.

Excel 2007 Basics – Wed., 1:00 – 4:55 pm

Learn the basics of the world's foremost spreadsheet software, Microsoft Excel. This workshop will get you started on using Excel by teaching you how to navigate through the program and where to find the many tools available. Learn the fundamentals including editing and formatting worksheets, cells, rows and columns, building formulas, using basic functions, creating basic charts, and selecting and printing techniques. This workshop is for those new to Excel or for those who need a refresher on what is new in the 2007 version. Participants should be able to use a mouse.

Excel 2007 – Beyond the Basics – Fri., 8:00 – 11:55 am

Building off what was taught in the Basic course, this workshop will expand your knowledge with more features and capabilities of Excel such as making comments, more detailed charting, additional functions and formulas using multiple worksheets, protecting worksheets, sorting and filtering worksheets, subtotals, and an introduction to macros. NOTE: Prior experience in Excel or taking the Excel Basics workshop is very strongly encouraged!



Geocaching is for YOU! – Tues., 8:00 – 11:55 am

This will be a hands-on workshop using GPS, geocaching.com, and scavenger hunting at its finest. Increase your map skills for fun! Go on a treasure hunt. Find secret locations. Learn about latitudes and longitudes, travel bugs, geocoins and more! Geocaching is a global entertaining adventure game for gps users, come learn how you can make it a part of YOUR classroom. **Please bring a GPS if you have access to one, a digital camera (for fun!), and comfortable shoes to walk in.**

GeoGebra – Tues., 1:00 – 4:55 pm

GeoGebra is a dynamic mathematics program for students and educators. You can construct points, lines, segments and other geometric figures and then alter them in real time. GeoGebra is not just limited to geometry. You can input and alter coordinates, equations and functions. The best part is GeoGebra is FREE.

Go Gaga Over Gaggle! – (two sessions)

1) Thurs., 8:00 – 11:55 am or 2) Thurs., 1:00 – 4:55 pm

Read all about it. Students go gaga over Gaggle! Rather than town criers, we have evolved into a new way to share news through print, Gaggle. In the first week, 70 students visited the site over 1,000 times! Twenty-four-seven, students have safe access to digital lockers, message boards, chat rooms, profile pages, and blogs. Teacher determines and controls web populations, and is notified by Gaggle when students use questionable content. Rigor, relevance and relationships are what motivate students, and Gaggle offers them a safe and fun outlet to express themselves and learn from each other.

Google and Google Earth – Wed., 6:30 – 8:30 pm

Google is more than just a search engine. Did you know that Google Reader has a built-in public page to share interesting things? Google Video allows you to search and watch millions of videos indexed from all over the web. Google.org is the philanthropic arm of the company. And, of course, Google Earth for maps and satellite images. There is Google Analytics to check who is visiting your website and Google AdWords to help create ads and develop keywords.

Gotta-Have Gadgets – Tues., 1:00 – 4:55 pm

Let's get with the 21st Century and use tech tools in our classrooms! We will survey a bevy of tech gear, including recording with headsets, what you can do with a cell phone, using mp3 players to record voice and do interviews, and remote mice to control computers from afar. Tips on buying a computer, LCD projector, document camera, printer and scanner will also be covered as well as differences in interactive whiteboard solutions and clickers.

Graphic Design – Fri., 8:00 – 11:55 am (description not yet available)

Illustrator I – Thurs., 8:00 – 11:55 am

This class will provide hands-on computer time in learning the industry standard digital illustration program Adobe Illustrator CS4. Students will learn and use the basic tools and functions to construct a promotional flyer of their choice. Other emphasis will be on the page layout components of Illustrator. Students are encouraged to bring a flash drive to save their work.

Illustrator II – Thurs., 1:00 – 4:55 pm

Students will learn and use more advanced techniques in Illustrator CS4 in order to use the program as a tool for illustration. Students will

SEE UPDATE, PAGE 7

ON YOUR MARK,
GET PACKED, GO

2009 DECA ICDC

Anaheim, CA
April 29-May 2

2009 BPA National Leadership Conference

Dallas, TX
May 6-10, 2009



2009 MBEA Summer Update

Great Falls, MT
June 6-10, 2009

2009 Career Cluster Institute

Fort Worth, TX
June 15-17, 2009

2009 Family Economics & Financial Education Conference

Tucson, AZ
June 15-18, 2009



2009 Big Sky Pathways Institute

Billings, MT
October 14-16, 2009

ACTE 2009 Convention & Career Tech Expo

Nashville, TN
November 19-21 2009

2010 WBEA Conference

Reno, NV
February 12-15, 2010



2010 NBEA Annual Convention

San Diego, CA
March 31-April 3, 2010

2010 DECA ICDC

Louisville, KY
April 24-27, 2010



ACTE Region V 2010 Conference

Anchorage, AK
April 27-May 2, 2010

BPA 2010 NLC

Anaheim, CA
May 5-9, 2010

MEMBERSHIP APPLICATION FORM ASSOCIATION FOR CAREER AND TECHNICAL EDUCATION 1410 King Street, Alexandria, VA 22314 www.acteonline.org

703 683-3111

800 826-9972

Fax 703 683-7424

TDD 703-683-1409

(Please type or print) ☐ Opt Out of Mail List*

____ Mr. ____ Ms. ____ Mrs. ____ Dr.

Name _____

Address _____

City _____ State ____ Zip _____

Work Telephone _____ Fax _____

Home Telephone _____ Social Security Number** _____

E-mail _____

Sponsored By _____

PLEASE PROVIDE THE FOLLOWING INFORMATION

Position Type (Check One)

____ Administrator/Supervisor (A) ____ Counselor (K)
____ Teacher Supervisor (E) ____ Teacher Educator (X)
____ Teacher (T) ____ Other (O)
____ Student (S) ____ Retired (R)

Institution Type (Check One)

____ Junior High/Middle School (H)
____ Comprehensive High School (S)
____ Secondary Career/Technical School (V)
____ Two Year Postsecondary Institution (J)
____ Four Year College or University (C)
____ Federal, State, Local Education Agency (D)
____ Other (F)

ACTE Membership Categories (Choose One)

____ Regular \$60.00 ____ Student \$10.00 ____ Retired \$31.00

ACTE Division Membership

Your ACTE membership includes membership in one division. Check your primary division. Additional divisions may be added for \$10 each. Mark Additional divisions with A.

____ Administration (ADM)
____ Adult Workforce Development (AWD)
____ Agricultural Education (AGR)
____ Business Education (BUS)
____ Family and Consumer Sciences Education (FAM)
____ Guidance and Career Development (GUI)
____ Health Science Technology Education (HEA)
____ Marketing Education (MAR)
____ New & Related Services (NRS) (see next column)
____ Special Populations (SPE)
____ Engineering and Technology Education (TGY)
____ Trade and Industrial Education (TRA)

New & Related Services Division Sections (choose one below)

____ CB1TS (L) ____ Support Staff (J)
____ Cooperative Work Experience (B) ____ Tech Prep (M)
____ Instructional Materials ©
____ International (I)
____ Makers of Policy (H)
____ Professional Development (D)
____ Public Information (E)
____ Related Subjects (F)
____ Research (G)
____ School-to-Work/Careers (N)
____ Teacher Educators (O)

DUES SUMMARY

Enter amount for each applicable category.

ACTE Dues _____ 60.00

Additional
ACTE Division
(\$10.00 each) _____ACTE Advocacy Efforts
(Voluntary Continuation) _____Public Image Campaign
(Voluntary Contribution) _____State Association Dues _____ 40.00
(Montana ACTE \$25)
(MBEA \$15)

Total Dues _____

PAYMENT INFORMATION

____ Check Enclosed Check Date _____ Check Amount. _____

Credit Card:

____ American Express ____ Discover ____ MasterCard ____ Visa

Credit Card # _____

Expiration Date _____

Name on Card _____

Billing Address Zip Code _____

Signature _____

\$33.00 of your membership fee covers your subscription to Techniques. Student members receive a complimentary copy of Techniques.

* From time to time ACTE makes its list available to organizations that offer products and services valuable to career and technical educators. At no time will ACTE provide your email address to a third party. Email addresses are for ACTE use in communicating with members. If you wish to exclude your name from these lists mark the box above.

** You are not obligated to provide this information; however, ACTE uses this information internally to serve as a unique identifier for members. At no time would ACTE make this information available to a third party.

CONTINUED FROM PAGE 5

UPDATE: COME FOR ONE DAY AND STAY ALL WEEK

learn to create vector artwork from scratch and how to convert digital images to vector artwork. Students must bring a digital image of some sort (JPEG, TIFF, or PSD) from which we will construct vector images. It is optional for students to bring their own flash drives if they desire to save their work.

Illustrator Overview – Wed., 1:00 – 4:55 pm

This class will provide hands-on computer time in learning the industry standard digital illustration program Adobe Illustrator CS4. Students will be provided with an overview of the toolbar's tools and will become familiar with the Illustrator interface. Students may bring flash drives if they would like to save their work.

InDesign I – Fri., 8:00 – 11:55 am

This workshop will take participants beyond the basics and will deliver basic hands-on experience using Adobe In-Design. This software allows you to design professional-looking layout pieces such as flyers, brochures and newsletters. You'll learn how create a flyer and learn how useful this program can be for the school yearbook and/or newspaper. And finally, you'll learn how to prepare your project to be to be saved and printed. **Participants are encouraged to attend the Adobe In-Design Overview session if they are not familiar with the software.**

InDesign Overview – Wed., 8:00 – 11:55 am

This workshop will provide a basic overview of Adobe In-Design. Participants planning to attend the In-Design I class are advised to attend this session if they have little experience with the program. This is an introduction to the basics of InDesign. Participants should be able to maneuver a mouse effectively and feel somewhat comfortable in front of a computer.

InfoTrac – Fri., 8:00 – 11:55 am

Are you tired of seeing advertisements when you or your students are searching the Internet? I have the solution for you! Use InfoTrac. InfoTrac is a collection of databases provided for educators by the Montana State Library FREE of charge. Come explore this great resource.

Intermediate Access 2007 – Wed., 1:00 – 4:55 pm

Participants in this class will learn more advanced features of Access, including navigating between database objects with the use of switchboards and macros. A basic understanding of Access is recommended, but not required. This course is for those with intermediate to advanced computer skills.

Internet Safety – Thurs., 1:00 – 4:55 pm

Participants will explore the Internet and investigate how to promote safety on the

Internet and within their classrooms. Subjects covered will include cyber bullying/online harassment, chat rooms, social networking, blogs and more.

Keynote Breakout session: "Kevin's Easy and Fun Technology Toolbox" – Monday, 1:00 – 4:00pm

Bring your laptop and join Kevin for this three-hour, hands-on romp through many great new free tools to enhance everything from literacy to math skills. You will explore tools for productivity, collaboration, networking and more. Learn, play and practice with powerful tools that can impact your learners tomorrow!

Keynote Presentation: Trends, Tactics and Tools for 21st Century Learning – presented by Kevin Honeycutt – Monday, 9:30 – 11:55 am

Join Kevin Honeycutt for a fun exploration of today's learners and today's tools that can not only help us teach them but prepare them for the future they are heading toward. Kevin will share ideas and classroom stories to illustrate the amazing learning possibilities that await in the form of free web 2.0 resources. Balance is everything and it is important for teachers to know that learners need balance in their educational diets. He'll discuss the tra-digital approach to ensure that kids are ready for whatever comes their way.

Learning Microsoft Office 2007 through a Real-Life Simulation – Tues., 1:00 – 4:55 pm

Learn Microsoft Office 2007 using a simulation program. In this simulation, assume the role of a Microsoft Office® Specialist to complete a series of projects that will allow Skateboards, Inc. (a new indoor skateboard park) to open its doors for business. Word, Excel, Publisher, PowerPoint, and Access are all included in this program. The simulation includes real-world tasks that bring learning and applying computer application skills to life for the user. Although it is designed to be used with any version of Office it is a tremendous way to introduce, learn, and master the new tools of Office 2007. Once you have learned how to use Office 2007, bring this simulation text into your classroom and have your students gain proficiency too. **Please bring a USB/Flash drive.**

Online Testing and Test Generation – Tues., 1:00 – 4:55 pm

Learn how to make and produce tests from the easy to use software - ExamView (30-day trial software provided). Tests can be made from the ExamView test banks or you can create your own tests. Then learn how to publish the tests on your server and have them corrected and graded immediately. Great time saver and you can see a myriad of testing results. If you have the

ExamView CD/content with your textbook – bring it along! **Please bring along the ExamView CD/content from your textbook if you have it.**

PC Troubleshooting and Maintenance – (two sessions), 1) Wed., 1:00 – 4:55 pm

Whether you need to maintain and troubleshoot your own computer, or whether you are in charge of a classroom or laboratory, this workshop will teach you a structured approach to PC troubleshooting of hardware and software. Learn a "hands-on" problem solving and optimizing systems approach.

Photoshop Elements – Thurs., 8:00 am – 4:55 pm (all day)

Learn to organize and edit photos using Adobe Photoshop Elements. Cropping, adjusting brightness/contrast, changing colors, adding text and special effects, deleting backgrounds, dodging/burning along with other features of the program will be covered as well as resizing for the web. Classroom usage, such as creating video slideshows of fieldtrips or stock images for student projects, will also be explored. See how the Organizer can help with creating yearbooks.

Intermediate computer skills required.

PowerPoint 2007 – Thurs., 8:00 – 11:55 am

This workshop is for those who have always wondered "How did she do that?" when watching PowerPoint presentations of others. This is a refreshing look for those currently using PowerPoint in their classrooms or for those wishing to start. Basic computer skills are encouraged for those attending.

QuickBooks 2009 – Thurs., 1:00 – 4:55 pm

This half-day workshop is geared toward educators wanting to use accounting software in the classroom. An in-depth look at QuickBooks will be followed by hands-on activities. This workshop will start at a beginner's level and advance depending on participant's needs. **Participants should be comfortable using a computer (using a mouse).**

SMART Board and Airliner for Beginners – Tues., 1:00 – 4:55 pm

This workshop will present the basics of SMART Notebook 10. This will provide an opportunity for teachers who have or would like to have a SMART Board in their room but do not know where to start. Basics will be covered such as features, lesson examples, and ideas on how to use this great resource in the classroom. An opportunity will be given for participants to create one or more lessons for the SMART Board using the SMART Notebook software. Participants will have hands on opportunities for both the SMART

SEE BARGAIN, PAGE 11



Visit the New MBEA Website

www.mbea.info

Thanks to
Scott Anderson & the
Baker High School Web
Design class and BPA



VISIT THE MONTANA ASSOCIATION FOR CAREER & TECHNICAL EDUCATION WEBSITE

www.montanaacte.org

TO DOWNLOAD
MONTANA CAREER CLUSTER
UPDATES, MONTANA ACTE
NEWSLETTERS,
& TO PAY YOUR
MBEA/MONTANA ACTE DUES



NEWSLETTER TEAM

The Denton High School BPA Chapter would like to thank all of you who submitted information for the newsletter.

We hope you find this newsletter informative and a great tool to promote MBEA, Business & Marketing Education, and Career & Technical Education.

Thank You,

The Members of Denton BPA,
Eric Swenson, Advisor

*To submit an article, send or
E-mail your information to*

MBEA Newsletter
Denton BPA
Denton High School
1200 Lehman Avenue
PO Box 1048
Denton, MT 59430
rockingebars@hotmail.com

Newsletter Submission Deadlines

Fall Issue: August 1
Winter Issue: December 1
Spring Issue: April 1

MONTANA BPA'S FUTURE IS NEVER A MYSTERY

The Montana BPA State Leadership Conference was held March 8-10, 2009, in Kalispell at the Hampton Inn Convention Center, Flathead Valley Community College and the Flathead Fairgrounds Expo Building.

More than 1,100 students gathered at the mystery-themed conference to "Don't Let Your Future be a MYSTERY".

For the third year in a row, our Post-Secondary Division was also in attendance. They competed in separate events from our secondary students and will also attend the national conference.

Over two days, students tested their knowledge and expertise in business and technological skills, public speaking, marketing,

management, and entrepreneurship.

Finalists will compete at the National Leadership Conference this May in Dallas, Texas.

The state conference also included an energetic keynote address from Jeff Thompson, a local Kalispell coach and marketing

education teacher

in the Flathead

School District,

and students

attended several

workshops on

topics ranging from

achieving those dreams

with goal setting to playing Guitar Hero or Rock Band and attending the FVCC Black Box Theatre of Grease.

Once again, local BPA chapters donated over \$5,200 to Montana Special

Olympics as their state wide community service project.

The newly elected 2009-2010 state officers include:

- President: Lane Nordlund, Fergus High School
- State Vice President: Logan Smith, Fergus High School
- State Secretary: Sara Lawson, Melstone High School
- State Membership Director: Tommy Flanagan, Absarokee High School
- State Public Relations Director: Derek Livermont, Forsyth High School
- State Communications Director: Quincy Linhart, Hobson High School

Sheila Crosmer
Interim Montana BPA State
Advisor
Windham, Montana

2010 WBEA GOES TO RENO FEBRUARY 12-15, 2010

"CENTER STAGE-BUSINESS EDUCATION" is the theme for the 2010 WBEA conference in Reno, Nevada. There will be something for everyone.

Great Program: The program will include workshops on the hottest business education topics including subject-specifics, curriculum development, financial security, and ethics topics. There will be visits to local businesses on Friday, computer hands-on workshops on Friday, Saturday, and Sunday, exhibits, silent auction, door prizes, general sessions, reception, luncheon, and awards dinner. There will also be opportunities to visit sites of interest near Reno. Sections of the program will have topics, which go beyond the classroom and should be of interest to everyone, including retirees. There is even a slot tournament scheduled!

Great Rates: The Circus Circus Reno, an MGM Mirage property, is the location for the conference. They have a separate conference/meeting area where all of the conference meetings and exhibits will be held. Hotel rates are \$79 for a single/double room. Additional person in a room is \$10 and children under 12 stay free. There is a complimentary airport shuttle and complimentary valet or self-parking.

Conference Registration: Once the program has been finalized, the conference registration form will be available in July on line at www.wbea.info. Early registration deadline will be January 25.

Make your hotel reservations now through the WBEA web site www.wbea.info or by calling the Circus Circus at 1-800-648-5010 and asking for the WBEA conference rate of \$79.

Conference Participation: The conference committee would like everyone's input for workshops and computer hands-on topics. They are also asking everyone to submit proposals for presenting a workshop or a computer hands-on session. The two-hour computer sessions will be limited to 20 people each with a computer for each person.

Presentation Proposals: Proposal forms are available on line at www.wbea.info or by contacting Ken Kuhn, Program Chair, at kkuhn@sd43.bc.ca and Cyndi Krebs, Computer Workshop Chair, at Cynthia.krebs@uvu.edu.

Rita Figlenski, **Exhibits Chair**, is also seeking contact information for potential exhibitors. You can contact her at ritafig@communitynet.org.

Plan now to be there when WBEA meets in Reno and come prepared to expand your knowledge of business education, experience networking with colleagues, and participating in the activities which put the 2010 WBEA conference—CENTER STAGE!

WESTERN BUSINESS EDUCATION ASSOCIATION 2010 WBEA PROFESSIONAL IMPROVEMENT SCHOLARSHIP APPLICATION DEADLINE: JANUARY 1, 2010

The Western Business Education Association (WBEA) takes pleasure in announcing the second annual WBEA Professional Improvement Scholarship for business and computer science educators. The scholarship will be available for tuition and offered and managed by the WBEA Executive Board through the WBEA Professional Development Committee. Funding for the scholarship will be through donations from individuals, companies, and other sources.

Amount: \$500

Application process: Applicant must:

1. Be a current member of an STP business education association and a member of WBEA/NBEA,
2. Be currently engaged in the business/computer education profession in the Western Region,
3. Register for and pass a credit class with a "C" or better, or
4. Register for and complete a non-credit class, and
5. Send proof of payment and grade sheet or unofficial transcript upon completion of the class to the Professional Development Director.

Please mail the completed application form by **January 1, 2010**, to:

Mary Ann Lammers, Chair
WBEA PDI Director
7925 NW Oxbow Drive
Corvallis, OR 97330

Deadline Dates: All applications must be postmarked by the published deadline date, January 1, 2009. The scholarship winner will be informed of his/her receiving the scholarship no later than January 15, 2009. The recipient will be recognized in the WBEA Newsletter. Reimbursement will be made by the WBEA Treasurer by June 30, 2009, upon completion of the class and receipt of the unofficial transcript or grade sheet and proof of payment.

Handling of Funds: All funds for the scholarship will be administered by the Professional Development Committee and the WBEA Treasurer.

Contributions to the Fund. Contributions to the Professional Improvement Scholarship fund can be made in any amount payable to the Western Business Education Association (WBEA). The contributions can be made to honor a business/computer educator who is retiring, a business educator/administrator who is involved in teaching/administration, or a deceased member.



NATIONAL BUSINESS EDUCATION ASSOCIATION MEMBERSHIP APPLICATION Join Today and Increase Your Professional Expertise!

MEMBER SERVICES

- Publications
 - Business Education Forum, NBEA's Journal
 - Keying In, NBEA's Newsletter
 - NBEA Yearbook
- Special Publications and Promotional Items
- Curriculum Standards and Resources
- \$250,000 Professional Liability Insurance
- Annual National Convention
- Regional Association Membership
- Regional Conventions
- Legislative Advocacy
- Business-Industry Link
- Professional Awards Program
- International Society for Business Education (ISBE)
- MasterCard Program

IMPORTANT... Please list both home and business addresses and telephone numbers
Indicate mailing preference; ☐ Home ☐ Business

Name _____	Title _____
Organization _____	
Business Address _____	
City _____	State _____ Zip _____
Business Phone (Include Area Code) _____ E-Mail _____	
Home Address _____ Home Phone (Include Area Code) _____	
City _____	State _____ Zip _____

RETURN THIS FORM WITH PAYMENT TO:

National Business Education Association
1914 Association Drive
Reston, VA 20191-1596
(703) 860-8300 Fax: (703) 620-4483
E-mail: nbea@nbea.org
www.nbea.org

METHOD OF PAYMENT

☐ Check Payable to NBEA

☐ Visa # _____

☐ MasterCard # _____

Expiration Date _____

Signature _____

Signature required for all credit card charges

MEMBERSHIP CLASSIFICATION

☐ Professional \$80

☐ Professional/ISBE (International Society for Business Education) \$110

Membership dues include a \$20 subscription to Business Education Forum. Subscriptions are not available to nonmembers. NBEA dues are not tax deductible as a charitable contribution for federal income tax purposes, however, they may be deducted as a business expense under other provisions of the Internal Revenue Code.

WBEA PROFESSIONAL IMPROVEMENT SCHOLARSHIP APPLICATION

Name _____ Email _____
Home Address _____
City _____ State _____ Zip _____
Home Phone _____ Work Phone _____
School Name _____
School Address _____
City _____ State _____ Zip _____

In the space below (or as needed), describe the following:

- a. Current position and professional activities (can include a resume)
- b. Reason for requesting funding

I have read the application and certify that the information is correct.

Name

Date

CONTINUED FROM PAGE 7

BARGAIN: ALL OF THESE OPPORTUNITIES FOR A GREAT PRICE

Board and Airliner. **Please bring a USB/Flash drive and a Teacher's Edition for any subject.**

SMART Board Basics – Wed., 8:00 – 11:55 am

An interactive white board can enhance your teaching and increase student engagement. Do you have access to a Smart Board, but are not sure how to use it? This class will show you just how easy it is to get started, how to use the built in smart tools, and how to create interactive lessons with items from the Gallery. Teachers will create a lesson using Smart Notebook software so come with ideas and your flash drives.

SMART Boards for the Elementary Classroom – Tues., 8:00 – 11:55 am

Are you smarter than your SMART Board or do you constantly finding yourself calling it a “dumb board” under your breath? This class is for you from beginner to novice I will guide you through your SMART Board functions and usage. We will go over your control panel, tools, keyboard, floating tools, tutorials and using a scanner. We will go online to SMARTech and look at all that is offered there from readymade assignments to Number Crunch and Smart Speller. We will explore all the cool features in your gallery and learn to make useful pages in all subject areas, including a hyperlink. I will show you my favorite web sites that are compatible with your SMART Board and some of my favorite online SMART Board websites. Get ready for some hands on fun and learning to help you be “one” with your SMART Board. **Please bring a USB/Flash drive.**

Technology Standards Rollout – Tues., 8:00 – 11:55 am

Educators from across the state have completed work on the revised standards and have written Essential Learning Expectations for all grade levels. Please come and participate in an activity based professional development workshop where you will learn about the newly adopted standards, the ELE and how this work informs your curriculum work and classroom instruction.

Tips, Tricks and Right Clicks – Tues., 6:30 – 8:30 pm

Would you like to become a power user and save time when using Microsoft and other applications? This class will teach you shortcuts and keyboard commands for MS Word, Excel, and PowerPoint. Many of the shortcuts work with other programs as well. This class is fast paced and meant for those with prior experience with Microsoft Office programs.

Using Clickers to Raise Test Scores – Tues., 8:00 – 11:55 am

Experience the power of elnstruction's ExamView software and Classroom Performance System (CPS) – commonly referred to as “clickers”. This technology involves every student in the learning process to transform achievement results, engage participation, captivate interest, and capture teachable moments. Learn how ExamView tests and questions banks (available with many textbooks) can be integrated seamlessly into CPS. You'll also experience elnstruction's MOBI wireless tablets which provide instant data for the teacher and allows multiple students to concurrently interact with digital content. CPS & ExamView software was successfully implemented at Hellgate Elementary to prepare students for the MontCAS/CRT and helped increase student scores. Administrators are also encouraged to attend to find out how this project can empower your district with real-time assessment data.

Video Editing / Camcorders – (2 Part class) Part 1, Wed., 1:00 – 4:55 pm and Part 2, Thurs., 1:00 – 4:55 pm

This workshop will focus on camcorder operation for/in the classroom. As opposed to digital photography, the class will focus on a variety of camera techniques, angles, and framing options. The ideas/purposes behind each shot and angle will be observed in a variety of film clips, and practical ideas for classroom projects can be discussed. In addition, there will be a hands on opportunity to practice filming and learn some of the functions of handy camcorders. You will also capture your own footage and transfer it onto a computer for your own use.

Participants will be using Adobe Premiere Pro 2.0 and will need to bring a blank DVDR with them to this workshop. This class will be off-site at North Middle School.

Vista Snapshot – Wed., 6:30 – 8:30 pm

An introduction to the Windows Vista operating system, this class is designed to get those unfamiliar with Vista up and running confidently. Learn how to take advantage of the features of Vista - even if you've never used Windows before.

Web 2.0 and Social Networking – Wed., 6:30 – 8:30 pm

Web 2.0 tools and social networking are exploding. So what are kids doing in their hours online? They are using Facebook, del.icio.us and

virtual worlds. Come learn how to mine the educational resources available with a click of a mouse and an Internet connection to engage students using their chosen tools. You may bring a laptop, but it is not necessary for this class.

Web Design – Using Nvu Free Software! – Wed., 1:00 – 4:55 pm

Create simple classroom websites with Nvu, free website software! In this workshop, you will learn how to create and modify web pages using the Nvu application. Nvu provides you with a quick and easy way to create web pages without learning HTML. You will learn how to add text and images, how to adjust colors and arrange graphics, and how to make links between your own web pages and pages on other web sites. No previous experience in creating web pages is required, though it will be assumed that you are familiar with browsing the Web.

What's Cooking on Delicious? – Tues. 8:00 – 11:55 am

A hands-on workshop learning to use social bookmarking. Make it work for you, peers, students and parents. Create your own delicious list, network with others and see how you can get the most out of your favorite sites by stirring up your own social bookmarking page.

Word 2007 Basics – Wed., 6:30 – 8:30 pm

This workshop is designed for those who want to learn about Microsoft Word capabilities using the new 2007 version. Learn the basics of using this software to expand your word processing and formatting skills and see what else Microsoft Word 2007 can do. This workshop is for those who have little experience using Microsoft Word or for those who need a refresher on the basics. This is a hands-on workshop. Participants should be able to use a mouse.

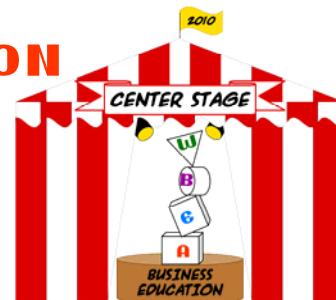
Writing a Tech Plan for Your District – Tues., 1:00 – 4:55 pm

Ensure your District Technology Plan meets all the requirements of E-rate, Title II, Part D and OPI. We will explore resources, templates, rubrics and other items that are required for all districts. Learn how to assess your students and staff to make useful decisions about your technology needs. A good tech plan is a dynamic tool that is useful and used, not stored on the shelf. Let's write one together – stress free. **Please bring the following: Technology budget for the district, technology inventory, and current district technology plan (preferably digital format); most current TAGLIT data for your district.**



CENTER STAGE-BUSINESS EDUCATION

WBEA 2010-CIRCUS CIRCUS RENO
WESTERN BUSINESS EDUCATION ASSOCIATION
FEBRUARY 12-15, 2010



CALL FOR WBEA CONFERENCE PRESENTERS

Name of Presenter: _____

(as to be printed on conference name tag)

Employer or Company Affiliation: _____

Mailing Address: _____

City: _____ Prov. /State: _____ Postal Code/Zip: _____

Phone: _____ Fax: _____

(home)

(work)

E-mail: _____

(Attach information for additional presenters)

Title of Presentation: _____

Type of Presentation: ☐ Breakout Session (50 min.) ☐ Computer Workshop (120 min.)
(check one)

Projected Audience: ☐ Secondary Teacher ☐ College/University Instructor
(check all that apply) ☐ Middle School Teacher ☐ All Business Educators
☐ Other (specify) _____

Topic of Presentation: ☐ Accounting ☐ Economics
(check all that apply) ☐ Tourism/Hospitality ☐ Marketing
☐ Information Technology ☐ Entrepreneurship
☐ Career Development ☐ Management/Leadership
☐ Business Communication ☐ Digital Media
☐ Other _____

Please attach the following:

- Presentation Description (as to be printed in the conference booklet—please limit to 100 words)
- List three Learning Objectives for this presentation
- A short Biography to be used for session introductions; no more than 50 words

Please submit your proposal by e-mail to kkuhn@sd43.bc.ca or mail to Ken Kuhn,
Attention: WBEA Conference Program Chair, #23 – 103 Parkside Dr.
Port Moody, BC V3H 4Y8 CANADA

"Center Stage—Business Education"
WBEA 2010—Circus Circus Reno
Western Business Education Association
Regional Conference February 12-15, 2010
wbea.info



CALL FOR WBEA
HANDS-ON COMPUTER WORKSHOP PRESENTERS
(submit by June 1, 2009)

Name of Presenter: _____
(as to be printed on conference name tag)

Employer of Company Affiliation: _____

Address: _____

City: _____ Prov./State: _____ Postal Code/Zip: _____

Phone: _____ (home) _____ (work) Fax: _____

E-mail: _____

Title of Proposed Presentation: _____

Technology/Software Required: _____

Please attach the following:

- Description (as to be printed in the conference booklet—Please limit to 150 words)
- List three learning objectives for this presentation
- A short biography to be used for session introductions (Please limit to 50 words)

Please submit your proposal by e-mail to cynthia.krebs@uvu.edu or by mail to:

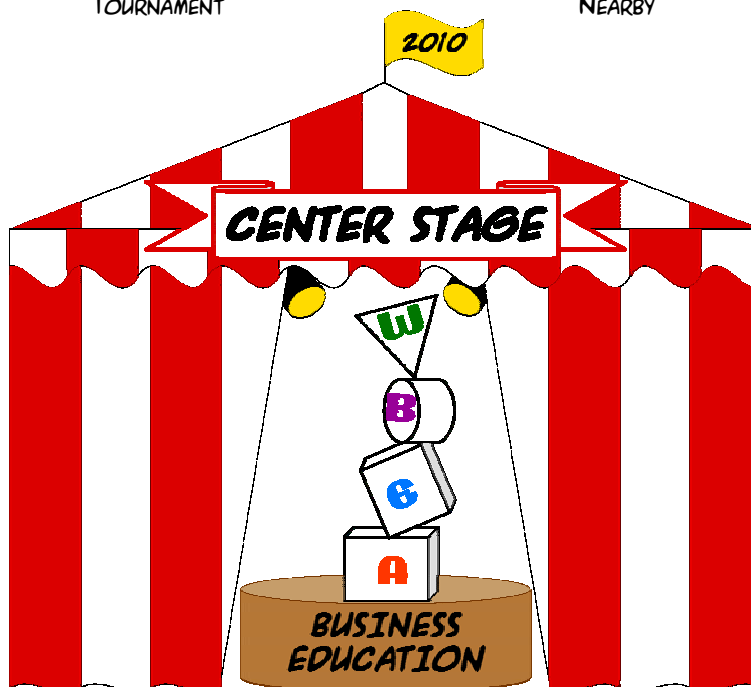
Cynthia Krebs
Attention: WBEA Computer Workshops Chair
286 E. Sweetwater Drive
Springville, UT 84663

CENTER STAGE-BUSINESS EDUCATION

FOR RESERVATIONS CALL 800.648.5010 OR VISIT WWW.WBEA.INFO

SLOT MACHINE
TOURNAMENT

MAJOR SKIING
NEARBY



WESTERN BUSINESS EDUCATION ASSOCIATION 2010 CONFERENCE
CIRCUS CIRCUS, RENO, NEVADA
FEBRUARY 12-15, 2010

CIRCUS CIRCUS RENO
500 NORTH VIRGINIA STREET
RENO, NV 89503
800.648.5010

COMPLIMENTARY AIRPORT
SHUTTLE
FREE PARKING

ROOM RATE
\$79 SINGLE/DOUBLE
\$10 ADDITIONAL PERSON
13.5% ROOM TAX

ROOM BLOCK ENDS
JANUARY 21, 2010

FRIDAY, FEBRUARY 12
COMMITTEE MEETINGS
EXECUTIVE BOARD MEETING
BUSINESS VISITS + TOURS
COMPUTER WORKSHOPS
EXHIBITS + SILENT AUCTION
OPENING SESSION + RECEPTION

SATURDAY, FEBRUARY 13
EXHIBITS OPEN ALL DAY
GENERAL SESSIONS
COMPUTER WORKSHOPS
BREAKOUT WORKSHOPS
SILENT AUCTION

SUNDAY, FEBRUARY 14
COMPUTER WORKSHOPS
BREAKOUT WORKSHOPS
GENERAL SESSION
AWARDS DINNER